

Sunmodule[®] Plus

SW 260 MONO



TUV Power controlled:
Lowest measuring tolerance in industry



Every component is tested to meet
3 times IEC requirements



Designed to withstand heavy
accumulations of snow and ice




Sunmodule Plus:
Positive performance tolerance



25-year linear performance warranty
and 10-year product warranty



Glass with anti-reflective coating



World-class quality

Fully-automated production lines and seamless monitoring of the process and material ensure the quality that the company sets as its benchmark for its sites worldwide.

SolarWorld Plus-Sorting

Plus-Sorting guarantees highest system efficiency. SolarWorld only delivers modules that have greater than or equal to the nameplate rated power.

25-year linear performance guarantee and extension of product warranty to 10 years

SolarWorld guarantees a maximum performance digression of 0.7% p.a. in the course of 25 years, a significant added value compared to the two-phase warranties common in the industry. In addition, SolarWorld is offering a product warranty, which has been extended to 10 years.*

*in accordance with the applicable SolarWorld Limited Warranty at purchase.
www.solarworld.com/warranty



- Qualified, IEC 61215
- Safety tested, IEC 61730
- Periodic Inspection
- Blowing sand resistant



- Ammonia resistance tested
- Periodic Inspection
- Power Controlled



Sunmodule[®] Plus

SW 260 MONO



PERFORMANCE UNDER STANDARD TEST CONDITIONS (STC)*

SW 260		
Maximum power	P_{max}	260 Wp
Open circuit voltage	V_{oc}	38.9 V
Maximum power point voltage	V_{mpp}	30.7 V
Short circuit current	I_{sc}	9.18 A
Maximum power point current	I_{mpp}	8.56 A
Module efficiency	η_m	15.51 %

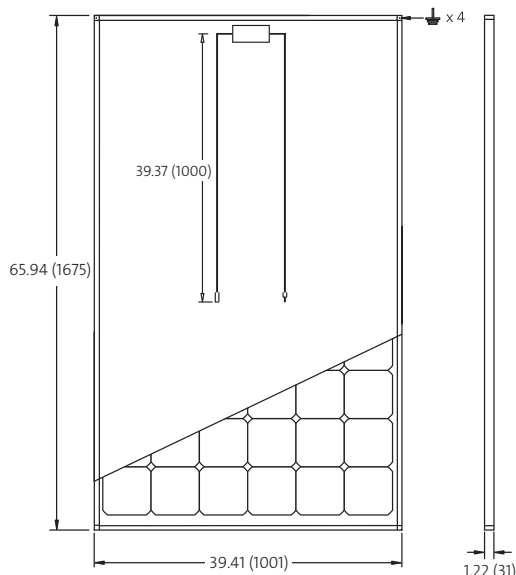
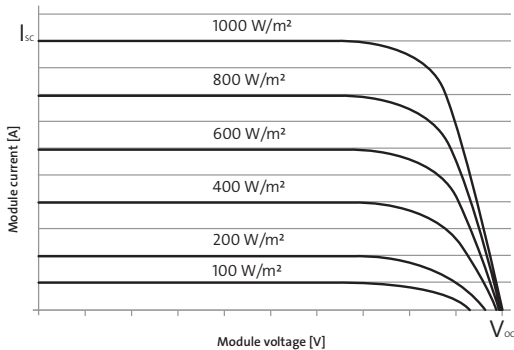
Measuring tolerance (P_{max}) traceable to TUV Rheinland: +/-2% (TUV Power controlled)

*STC: 1000W/m², 25°C, AM 1.5

PERFORMANCE AT 800 W/M², NOCT, AM 1.5

SW 260		
Maximum power	P_{max}	194.2 Wp
Open circuit voltage	V_{oc}	35.6 V
Maximum power point voltage	V_{mpp}	28.1 V
Short circuit current	I_{sc}	7.42 A
Maximum power point current	I_{mpp}	6.92 A

Minor reduction in efficiency under partial load conditions at 25° C: at 200 W/m², 100% (+/-2%) of the STC efficiency (1000 W/m²) is achieved.



DIMENSIONS

Length	65.94 in (1675 mm)
Width	39.41 in (1001 mm)
Height	1.22 in (31 mm)
Frame	Clear anodized aluminum
Weight	39.5 lbs (17.9 kg)

THERMAL CHARACTERISTICS

NOCT	46 °C
TCI_{sc}	0.040 %/°C
TCV_{oc}	-0.30 %/°C
TCP_{mpp}	-0.41 %/°C

COMPONENT MATERIALS

Cells per module	60
Cell type	Mono crystalline
Cell dimensions	156 mm x 156 mm
Front	Tempered glass (EN 12150)

ADDITIONAL DATA

Power sorting	-0 Wp/+5 Wp
J-Box	IP65
Module leads	MC4/KSK4
Module type (UL 1703)	1

PARAMETERS FOR OPTIMAL SYSTEM INTEGRATION

Maximum system voltage SC II / NEC	1000 V
Maximum reverse current	25 A
Load / dynamic load	113 psf/30 psf (5.4/2.4 kN/m ²)
Number of bypass diodes	3
Operating range	-40° C to +85° C